




## AOC Speaking Tasks - Practice Test Teacher's Sheet

**Overview:**

Part	Task	Format	Time
<b>PART 1</b>	Warm-up	conversation between interlocutor and each student	 1 - 2 minutes
<b>PART 2</b>	One-minute talks	an individual longer turn for each student	 1 minute for <b>each student</b>
<b>PART 3</b>	Discussion	two-way conversation between the two students	 about 3 minutes for each <b>pair</b>
<b>Total for 2 students</b>			<b>~ 8 minutes</b>

**Note:**

***Please ensure that you avoid duplication of topics between Parts 1, 2 and 3.***

**PART 1**

➤ **Warm-up**



**1-2 minutes**

**Interlocutor:**

Ok, **A** (use student's name) and **B** (use student's name), are we ready to start?  
**A** (use student's name), how are you feeling today?

*React to student's reply.*

**B** (use student's name), what about you, how are you feeling today?

*React to student's reply and continue:*

I'm now going to ask each of you one or two questions.

*Then choose one question from the options below to initiate a short conversation.  
Start with student A.*

1. What do you usually have for lunch? Do you remember what you had for lunch yesterday? Do you always have enough time for it? (Why don't you have lunch?)
2. How many long schooldays did you have last week? What did you do after school?
3. How do you usually get to school? How long does it take you? Do you meet up with your friends on the way?
4. What do you like better, summer or winter? Why? What kinds of things do you do?

*If student A gives a very short reply, add a question which refers to the same topic to take the conversation a little further.*

*If necessary, choose a second question from the options.*

*Then move on to student B.*

*Choose one question from the options below to initiate a short conversation. Make sure you choose a different question for each candidate.*

1. What do you usually have for lunch? Do you remember what you had for lunch yesterday? Do you always have enough time for it? (Why don't you have lunch?)
2. How many long schooldays did you have last week? What did you do after school?
3. How do you usually get to school? How long does it take you? Do you meet up with your friends on the way?
4. What do you like better, summer or winter? Why? What kinds of things do you do?

*If student B gives a very short reply, add a question which refers to the same topic to take the conversation a little further.*

*If necessary, choose a second question from the options.*

**PART 2**

➤ **One-minute talks**



**about 1 minute for each candidate**

**Interlocutor:**

In this part, you have to talk about a topic for about one minute.

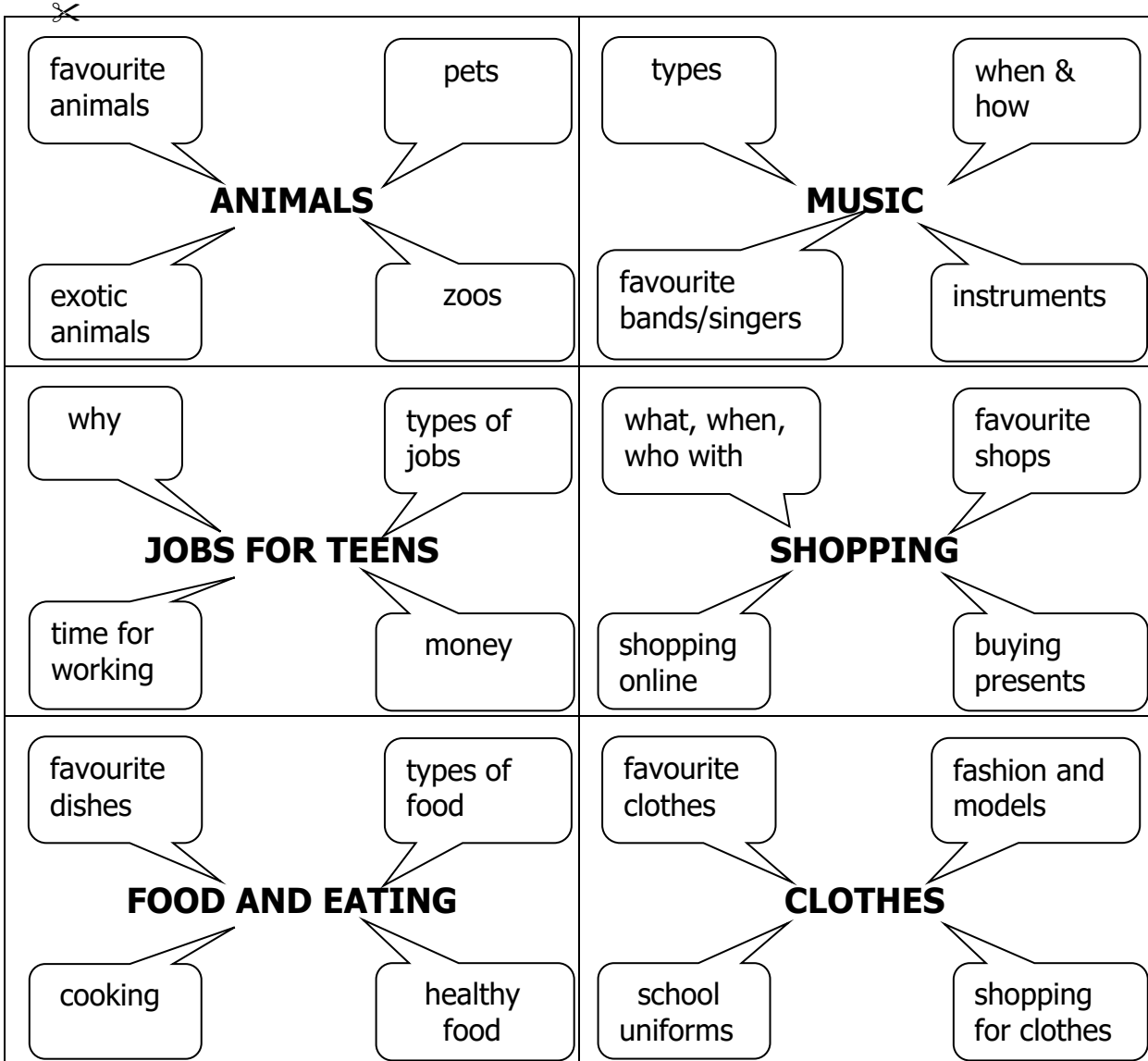
**A** (*use student's name*), please take a card. Read the information and then talk about the topic. You have about one minute for this.

*After A has finished:*

Now it's your turn, **B** (*use student's name*). Please take a card. Read the information and then talk about the topic. You have about one minute for this.

<p style="text-align: center;"><b>ANIMALS</b></p> <p style="text-align: center;">(favourite animals / pets / exotic animals / zoos)</p>	<p style="text-align: center;"><b>MUSIC</b></p> <p style="text-align: center;">(types / when and how / favourite bands/singers / instruments)</p>
<p style="text-align: center;"><b>JOBS FOR TEENS</b></p> <p style="text-align: center;">(Why? / types of jobs / time for working / money)</p>	<p style="text-align: center;"><b>SHOPPING</b></p> <p style="text-align: center;">(What, when, who with? / favourite shops / shopping online / buying presents)</p>
<p style="text-align: center;"><b>FOOD AND EATING</b></p> <p style="text-align: center;">(favourite dishes / types of food / cooking / healthy food)</p>	<p style="text-align: center;"><b>CLOTHES</b></p> <p style="text-align: center;">(favourite clothes / fashion and models / school uniforms / shopping for clothes)</p>

**Template**



**PART 3**

➤ ***two-way conversation between the two students  
about 3 minutes for each pair***



**Interlocutor:**

Now you are going to discuss something together.  
Please read through the task and then talk to each other for about 3 minutes.

*Hand out the task sheet to the pair; while they are looking at it, read out the prompt to them stressing the main points.*

Are you ready to start? Ok, I'll just listen to you.

*In case the discussion stops, use one or more support questions.*

*After about 3 minutes:*

Thank you, **A** (use student's name) and **B** (use student's name).

*In case of any imbalance between the two students, use one or more of the follow-up questions.*

### PART 3 / TASK 2

You and your partner want to organise a Halloween party for your class. You need to plan the evening. Decide what to do.

You have about three minutes to come to a decision.

Talk about the following:

- Place
- Time
- Costumes
- Music
- Food
- Drinks
- Activities



Support questions *(if required)*:

- Where should the party take place?
- When is the best time for the party?
- Which is the best day?
- What kind of music should be played?
- What should people wear?

Follow-up questions *(in case of imbalance between speakers)*:

- Would you rather have a party at home, at school or at a youth club?
- How long do you think teenagers should be allowed to go out at night?
- Do you think everybody should be asked about the type of music played?
- Do you prefer hot meals or snacks at parties? Why?
- Should every party have a theme?
- Should parents or teachers be there in the background?